

## Follow these easy steps for participation in the Social Media Campaign

**Step 1:** Choose a place from Bucket-1/Phase-1 places (except your Residence State/UT) as mentioned under Detailed Guidelines. Visit [Ek Bharat Sanskriti Sangam Campaign Page](#) for Detailed Guidelines.

**Step 2:** Choose a Category for your performance. Refer Detailed Guidelines to know about the Categories.

**Step 3:** Your Performance/Art work should relate with the place you have selected. Record your performance and post it on any of your social media pages viz. **Instagram, Facebook, YouTube, and Twitter.**

**Step 4:** Use Main Hashtags (#EkBharatShreshthaBharat and #EkBharatSanskritiSangam) and **Category Specific Hashtags** for your post. Refer Detailed Guidelines.

**Step 5:** Register yourself on Ek Bharat Sanskriti Sangam Campaign Page ([Here](#)). On registration, User-ID and Password will be sent to your E-mail ID.



English

REGISTRATION OF EK BHARAT SANSKRITI SANGAM

Home > Registration Of Ek Bharat Sanskriti Sangam

**REGISTRATION OF EK BHARAT SANSKRITI SANGAM**

Name\*  
Name

Email\*  
Email

Mobile/Phone Number\*  
Mobile/Phone

Date of Birth\*  
DD-MM-YYYY

Gender\*  
-select-

Residence State or UT\*  
--Select State--

By checking this box, you confirm that you have read and agree to our Terms and Conditions, and that you have read our Privacy policy & Consent Agreement.

**ENTER YOUR DETAILS**

**CONTACT US**

EBSB Call  
Department of Higher Education,  
Ministry of Education, Shastri

**QUICK LINKS**

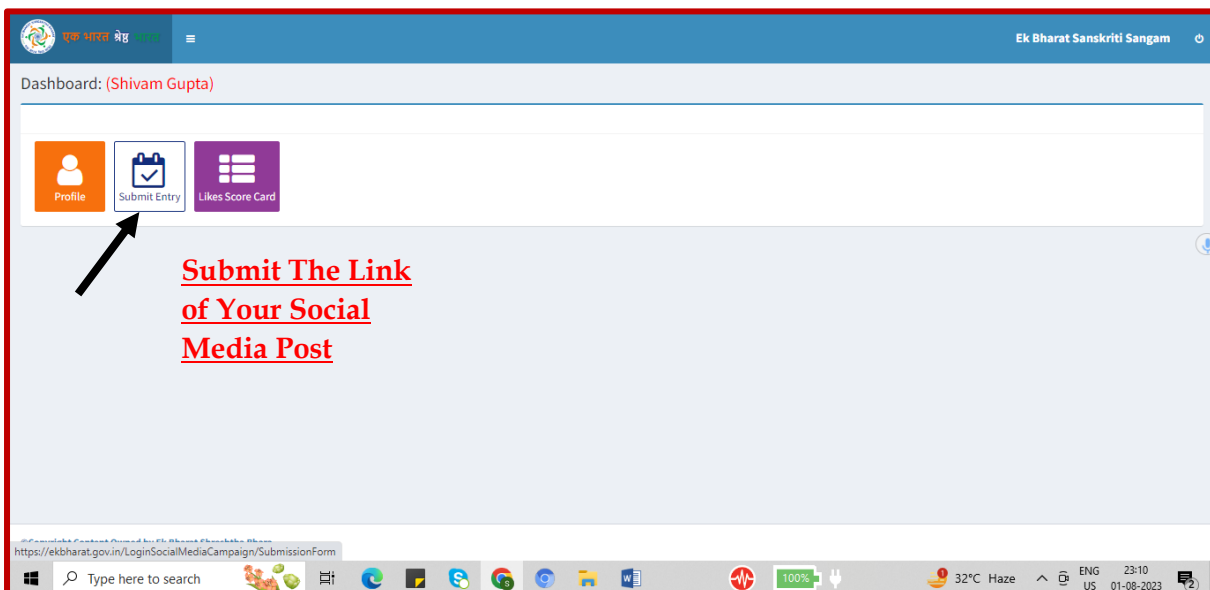
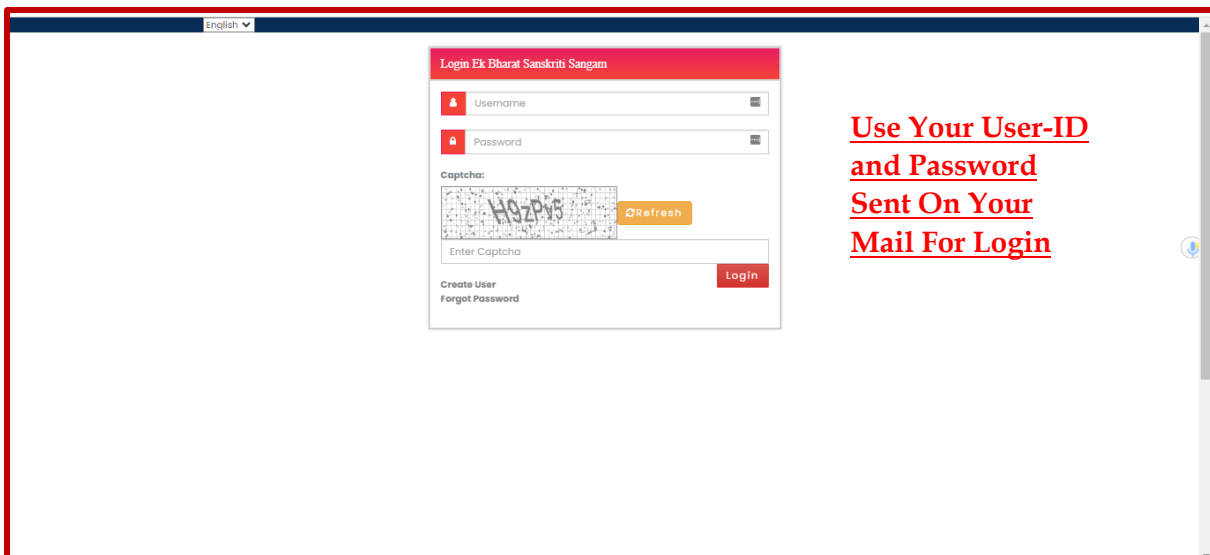
Home  
About Us  
Login

Suggestion Box

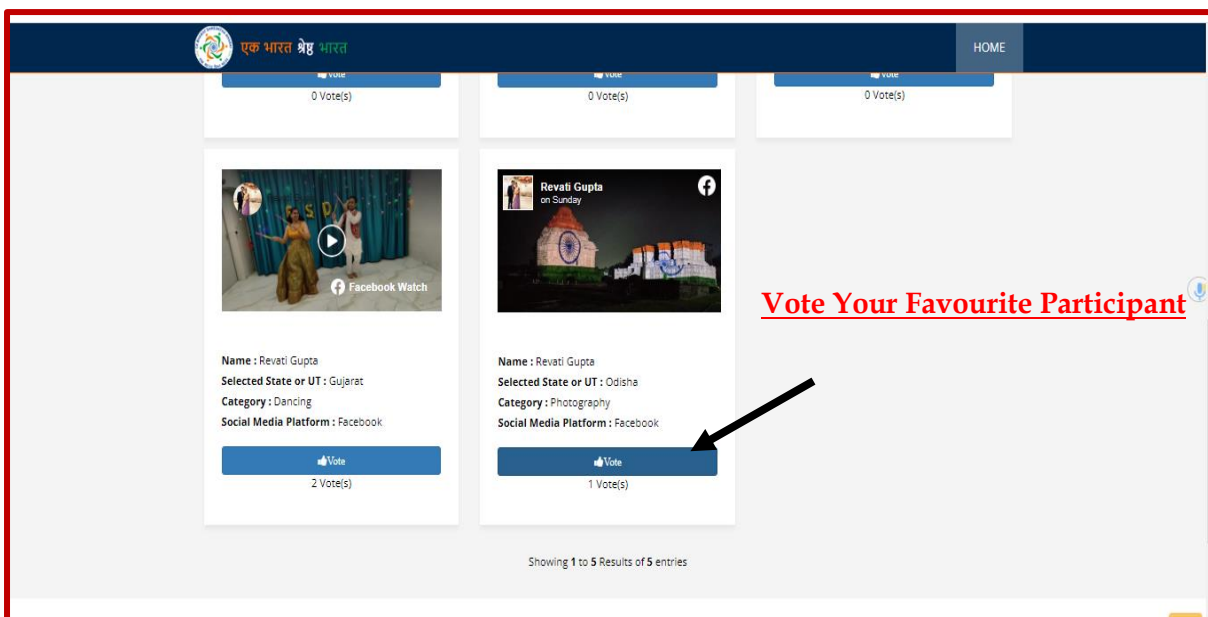
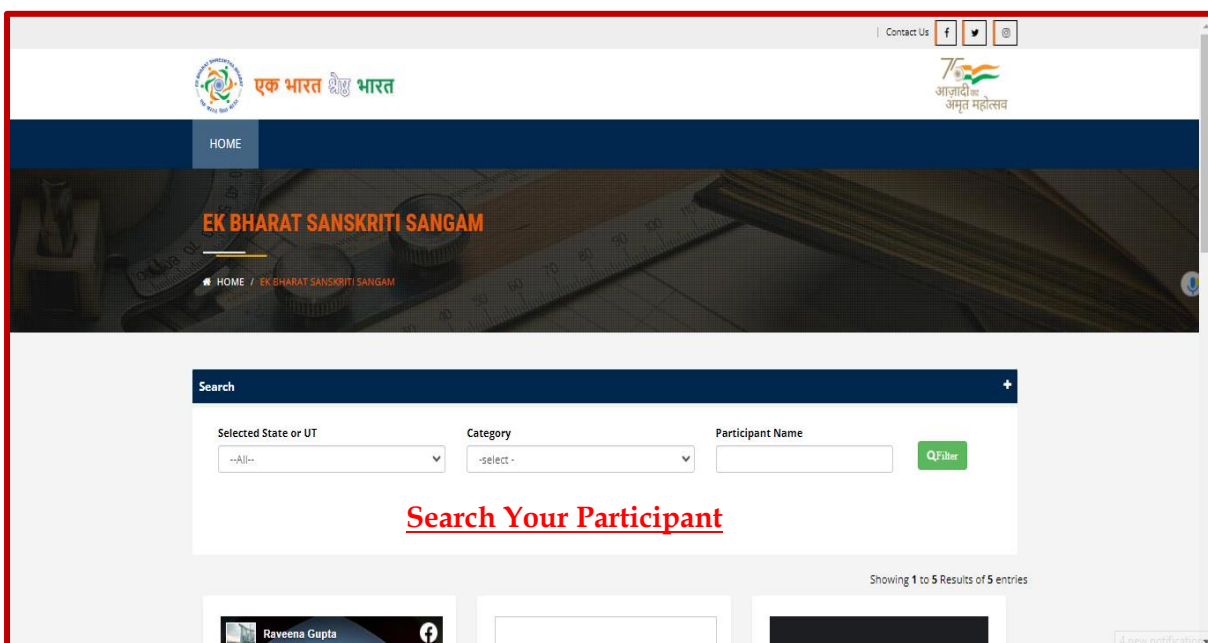
भाषा संगम

01 August 2023  
Tuesday

Step 6: Login to Ek Bharat Sanskriti Sangam Page ([Here](#)) and submit the link of your Instagram/Facebook/YouTube/Twitter **Post only**.



Step 7: Get as many likes on your social media post. Your post will also be displayed on “Performance Gallery” ([Here](#)). Get people to vote for you on Performance Gallery.



**Step 8: At the end of Phase,** upload a screenshot of your social media post (showing the number of likes received), in the “**Likes Scorecard**” tab of your login page. Please also mention the number of likes received. **Deadline** for uploading **Phase-1 Screenshot** is **15.00 hrs. (i.e., 3 PM), 21<sup>st</sup> August.**

